

# South End Infant School

## Reception Newsletter

### February 2025

Welcome back, the children are now half way through their Reception year at South End Infant School. Last term the children were working on their problem solving skills and worked hard on developing their reading and writing skills. This term we will continue to learn new phonic skills to support our independent reading and writing. We will also continue to develop our ability to persevere at things even when these seem tricky at first.



This term, our theme is “How do I get there?”


We have already started our transport theme and are really looking forward to finding out all about different forms of transport. As the weather gets better we will also be exploring the natural world and continue to get out and about in Rushden, including a re-scheduled Library visit.

#### Literacy: Reading and Phonics

We know all of our basic letter sounds and are trying to recall these when we are reading. This term, we are going to become amazing word builders and readers. We will be playing with sounds to see what words we can make and making both real and nonsense or pseudo words.

#### **To help Me at home**

- ☺ Encourage me to **independently** point to the words in my reading books.
- ☺ Remind me to **blend the sounds back together again** after I have sounded them out.
- ☺ Talk to me about the books I am reading, not just my school reading books and encourage me to enjoy reading and listening to people reading longer stories and non-fiction books to me.
- ☺ Play **sound games** with me and see what words we can make together. Use my cards and word lists from my ‘Super Sounds Pot.’ We will be making longer CCVC, CCVCC and CCCVC words this term. Some lists will follow soon.
- ☺ **Write in my Home School Reading Record.**  
You just need to write the book title, date and sign each day. You can always write a comment as well or ask the school grown-ups for tips and guidance.



#### Maths



The children will continue to develop their counting skills and explore the composition of numbers within 10. They will also learn about the following and be able to...

- ☺ ...identify when two sets are equal or unequal.
- ☺ ...learn that two equal sets make a double.
- ☺ ...match numerals to quantities of objects within 10.
- ☺ ...learn and use vocabulary associated with length e.g. *tallest, shortest, taller, shorter* and be able to make comparisons whilst exploring height.
- ☺ ...remember the names and properties of common three-dimensional shapes.
- ☺ ....copy and then continue increasingly complex repeating patterns e.g. red, white, green, red, white, green.

#### **To help Me at home**


- **Sign up for our ‘Maths Stay and Play’**
- **Complete the activities in your ‘Math’s At Home’ pack.**
- **Pop in for a chat to find out more.**



## I need to be independent and motivated!

### Help your child by...

- Encouraging them to see a task through to the end, despite any difficulties.
- Helping them to try something new.
- Helping them to saying "I will try!" instead of 'I can't!'
- Talking about what they are doing, want to do and solving things together.



**E.R.I.C Time:** Sharing a book with your child

**E.R.I.C Time happens at 8.30 am every Thursday. We already enjoy welcoming so many of you. There is always room for more so please come in and join us.**

## TAPESTRY

A window into your child's day




Please remember to add your own observations so we can hear all about your child's home learning and experiences.

## Literacy: Writing

Your child now needs to begin to write simple sentences independently. To do this they have to be very confident at hearing and writing the sounds in words. They also have to be able to say the word **slowly and clearly**, so that they know exactly what sounds are needed. The grown-ups in school will be showing your child how to write labels and simple captions to go with their models and drawings. They will also write to show their understanding of what they are learning about. The children will start to use a finger space between words and will be reminded to keep saying sentences aloud. This will enable them to write what they want to say and say what they want to write.

**To help at home:**



- ☺ Please support your child to form letters correctly using **Kinetic Letter** formation.
- ☺ Assist your child with recalling letters from memory. This will enable them to focus on what they are writing and reduce the additional worry of trying to remember what each letter looks like.
- ☺ Encourage your child to **write for a purpose**. This could be a shopping list, a note to remind somebody of something, a recount of a special trip to go in a memory scrapbook or a message for someone in a card.

## **Tapestry**

Our online learning journal, Tapestry is always available.

The more you use it, the more you will find out about your child's day, learning or helpful tips. You are always welcome to add your own observations.