

# South End Infant School Reception Newsletter April 2026




## Our Learning

This term, our theme is 'Once Upon a Time.' We will be exploring this fairy tale-based theme through many open-ended practical experiences. In The Studio, for instance, we will get messy and creative we experiment with different craft and painting techniques. In our Forest School sessions, we will be exploring natural dyes and learning to weave. We will be thinking about our own and other people's families. Find out more about this by keeping an eye out for our Tapestry posts.

### Literacy: Growing a Love of Books

At SEIS, we continue to use 'Talk for Writing' to develop language and writing skills. This term, we will be focusing on the story of the *Three Little Pigs* and learning to tell the story using a Story Map, similar to the one below. At the end of the term, expect your child to be able to tell you the story in its entirety with actions!



We will be listening to a wide range of traditional fairy tales and talking about the structure of the story as well as the characters, settings and events.

The children have also begun to realise that telling a story can be as much fun as listening to one, and they will continue to get better at this through our fairy tale theme. We would really appreciate your help with this and if you are able to read traditional fairy-tales (*The Three Bears, Jack and the Beanstalk, The Gingerbread Man* etc.) at your child's bedtime this would be helpful.

### Phonics

Your child should now **recognise** all of the letters in the 'Initial Code' (alphabet) and be able to use their phonic knowledge to confidently **read three- and four-letter words**. We will continue to practice using these letters when reading. We will also learn that...

- ...sometimes we can spell a sound with two letters but it can make just one sound e.g., 'ch, sh, ng, ck' and 'qu'
- ...some sounds appear to be the same but are spelt differently e.g., 'ch' and 'tch'.

These new sounds will be coming home shortly so please put them into your child's 'Super Sounds Pot'

Our *phonic lessons* will continue to focus on reading and writing longer words using our phonic knowledge.

### Help at home by...

- Reading daily with your child.
- Using your 'Super Sounds Pot' to build, read and write real and alien words.
- **Complete daily Speed Read challenges**. These are different to 'Tricky Word' Speed Reads. They will be sent home weekly and your child will need to 'say the sounds to read the words'. Doing this daily will help to improve fluency and confidence. Your child does not need to sound out if they can already read the word. Please ensure that alien words are clearly pronounced.
- **Continue to learn by sight 'Tricky Words'**

If you would like more ideas to further support your child with reading, please pop in for a chat.



Have fun!



## Maths

Your child will continue to learn how to use their knowledge of numbers to add more and to take away. The children will also continue to recognise numbers to twenty and beyond.

### Help at home by...


Asking...

#### Key questions

- What number comes after \_\_\_\_\_?
- What number comes before \_\_\_\_\_?
- What number shall we start counting from?

Playing and doing...

Play 'ping pong' with numbers to 20 and beyond. Say one number and then prompt children to say the next number, repeating back and forth.



Repeat with different starting numbers and practise counting on and back.

Provide children with hundred squares and number tracks, both inside on a small scale and outside on a larger scale, painted or chalked onto the ground. Calendars displayed with key events are also a great way to encourage children to count forwards or backwards to important dates.

Encourage children to notice and become familiar with 2-digit numbers and start to spot the patterns within them.

February						
SUN	MON	TUE	WED	THU	FRI	SAT
1	2	3	4	5	6	7
8	9	10	11	12	13	14
15	16	17	18	19	20	21
22	23	24	25	26	27	28

### Maths: A reminder!

- We still need to be able to *independently recall number bonds to 5 and 10* (pairs of numbers with a specific total).
- Do not forget to use your Maths' At Home Packs as these are based on our lessons in school.

Thank you for your continued support.




## Literacy: Writing

Your child will continue to write for a variety of purposes using labels, lists, captions and short sentences. Please help us by asking your child to write for you at home, as well as watching you write, as observing writing may inspire your child. Your child will continue to use their existing phonic knowledge, learn new graphemes as well as learn to spell 'Tricky Words' from memory. This will enable your child they to string words together to write simple sentences.

Please continue to help at home by...

- Supporting your child to always **correctly hold a pencil**.
- Helping your child to use 'Kinetic Letter' formation, as the children are currently finding this tricky.



- Assist your child with recalling letters from memory. This will enable them to focus on what they are writing and reduce the additional worry of trying to remember what each letter looks like.
- Encourage your child to **write for a purpose**. This could be a shopping list, a reminder note, a recount of a special trip or a message for someone.
- Encourage your child to 'have a go' and say the sounds to write the word for themselves. Please do not write it for them to copy.
- Ask your child to repeat their sentences at least three times before they start writing. Encourage your child to write one word at a time, 'saying the sounds to write the words'

In preparation for the transition to Year 1 we will continue to work on developing your child's independence when learning both with and independently from the adult. We will actively promote the development of positive learning behaviours.



Growth Mindset

**I know I have to work hard to get better.**

